

AWS

Secret Region

VMware

Google

Bitium

ET

AI

OpenStack

451 Resaerch

OpenStack

OpenStack

EasyStack

OpenStack

11

— — CCF-

IDC" 2017

"

Vetrix

2017

" "

WEB

360

MSP

Fortinet

AWS

Fortinet

NEC

VM

LightVM

CNCF

Kubernetes

IBM





6.4		CNCF K8S	
6.5			
6.6			
6.7			+
<b>7.</b>			
7.1		OpenStack	
7.2	"	"	10
			..... 14
<b>1.</b>	<b>Openstack</b>		
1.1	OPENSTACK		
1.2		OpenStack	
1.3	OPENSTACK		
<b>2.</b>	<b>Easystack</b>		
2.1	EasyStack	OpenStack	
			..... 16
<b>1.</b>			
1.1			

8.2 Fortinet

**9. Checkpoint**

.....24

**1. NEC VM LightVM**

**2. CNCF Kubernetes**

**3. IT IBM**

**4. Kubernetes**

**5. Mesosphere DC/OS Azure**

**6. IDC PaaS SaaS IaaS**





Region  
Sensitive                      Secret                      Top  
Secret

Gluon

Python

**VeloCloud Networks**

VeloCloud Networks, Inc.                      VeloCloud  
SD-WAN

InCloud Rail 1020 2 4

InCloud Rail

		TCO		InCloud
Rail		60%	30000IOPS	50000IOPS I/O
	5		IOPS	



### 3. GOOGLE

3.1 Google 2018

6

3.2 GPU 36%

Nvidia Tesla GPU 36

K80 GPU 0.45

P100 1.46

### 3.3 Bitium

Bitium Bitium  
Google  
Cloud G Suite  
Bitium 2012  
Google Apps Office 365 CRM

### 3.4 Salesforce Google

Salesforce  
G Suite  
Salesforce AWS  
Salesforce Google Google G Suite Salesforce  
Salesforce

## 4. Azure

### 4.1 Dynatrace Azure

Dynatrace Microsoft Azure Azure  
Web  
Azure Dynatrace  
Dynatrace Azure  
Dynatrace  
Dynatrace Azure Azure  
.NET Core

### 4.2 VMware Azure

Azure Migrate Azure Migrate  
VMware

VMware

### 4.3 Azure IoT Edge

AI

Azure IoTEdge

Azure IoT Edge


IoT

IoT

### 4.4 Apache Spark Azure Databricks

11 15

Scott Guthrie



Azure Databricks

Apache Spark

Azure Databricks

Apache Spark

Azure SQL

Azure

Azure Cosmos DB

Azure Active

Directory

Power BI

### 4.5 Azure

Ignite

Azure

100 TB

NAS ( SMB CIFS)

256 AES

Kubernetes Prometheus containerd

Kubernetes

CNCF

CNCF

Kubernetes

Cisco Docker

IBM

5.6 ET AI

11 15

ET



ET

128

15.3%

4.6

500

92%

120

ET

5.7 FIFA 6

FIFA

"

" FIFA

2022

5.8

"

"

“ +”



IT

IT

IT

5.9

“ ” “ ” “ ”

“ ”

“ ”

“ ”

6.

6.1

IaaS

“ ”

6.2

**SUPERMIND**

Supermind

Supermind

Supermind

( )

#### 6.4 **CNCF K8S**

CNCF(Cloud Native Computing Foundation) Certified Kubernetes  
Conformance Program 32 Kubernetes  
CCS(Cloud Container Service)

#### 6.5

2017 " "

SaaS

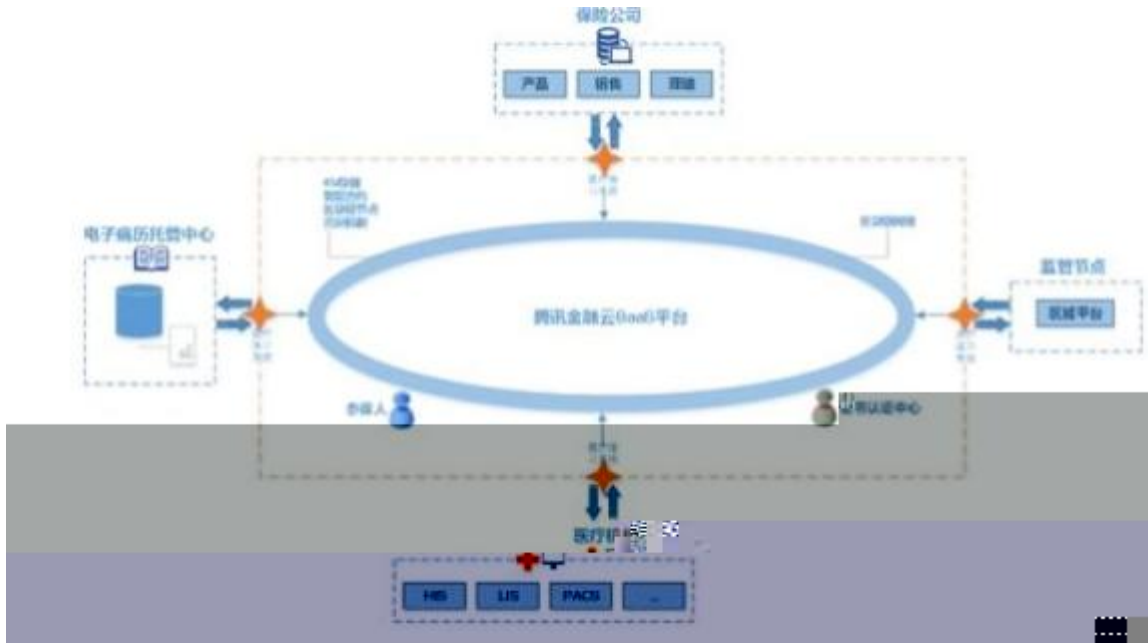
" "

#### 6.6

2017 BaaS  
Blockchain as a Service

“ ”





7.

7.1

OpenStack

2017 OpenStack

OpenStack

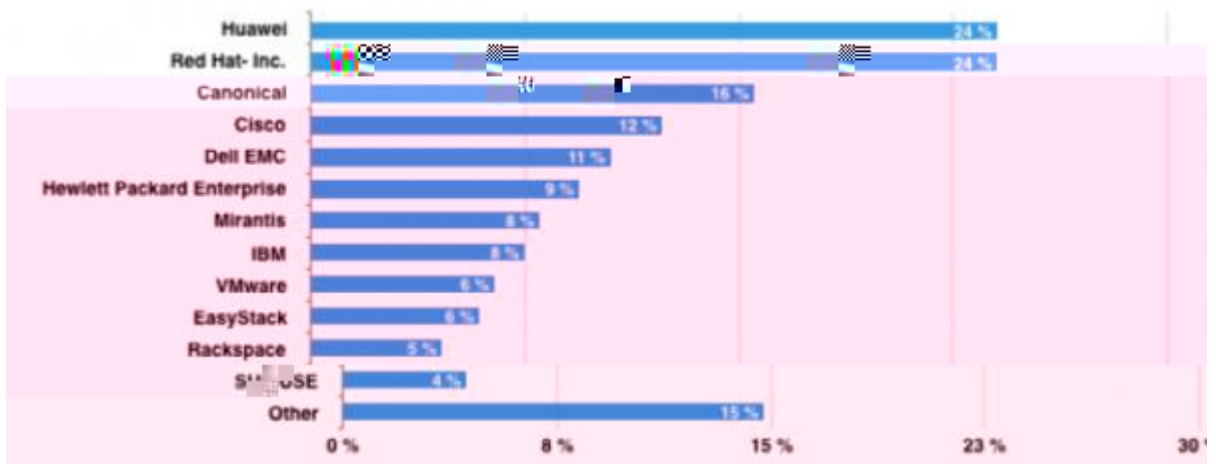
OpenStack

OpenStack

OpenStack

FusionSphere

Which vendor's products power your OpenStack cloud?



				OpenStack	EasyStack		
		Red Hat	Canonical	Cisco	Dell	Hewlett Packard Enterprise	Mirantis
IBM	VMware	EasyStack	Rackspace	SUSE			
7.2	"	"	<b>10</b>				
		"	"	10			AR/VR

## 1. Openstack

### 1.1 OPENSTACK

	OpenStack			1052	
OpenStack	2016	95%	2017		1000
OpenStack			OpenStack		

OpenStack	OpenStack	3	2016	50%
	China UnionPay			China Mobile



2017 OpenStack		OpenStack				8
OpenStack		8				Canonical
EasyStack	HuaWei	Mirantis	Oracle	Red Hat	SUSE	VMware

# 1.

## 1.1

" 2017

"

2005

M2S

SaaS

1000+

2000

100+

"

"

## 1.2

400

500



Vetrix

SDS

VTAP

**2.**

**3.**

3.1

**2017**

2017

"

"  
WannaCry

100

URL

‘ ’

MSP

WFBSS

IT

3.3

**2017**

2017

“ + ”



4.3 **Web** **SB**

Web SB

NSFOCUS WAF

- Web

4- 7

NSFOCUS WAF

- DDoS 1 Gbps TCP flood

HTTP/S GET/POST flood NSFOCUS WAF NSFOCUS

DDoS DDoS

- PCI DSS PCI

PCI-DSS 3.2

SB SoftBank Group Corp

Alibaba Group

**5. 360**

5.1 **360**

360

" "

**6.**

6.1 " "

## 6.2

Db WAF  
IP 300G DDOS  
CC +  
+7\*24 Ailpha

## 7.

### 7.1

" " "

### 7.2

2015

- 
- 
- 
-

## 8. Fortinet

### 8.1 Fortinet

### Amazon Web

Fortinet

Amazon Web Services(AWS)

Fortinet

AWS

(APN)

AWS

Fortinet AWS

AWS

Fortinet

"

"

AWS

Fortinet

AWS

### 8.2

### Fortinet

Fortinet

11

Fortinet

# 1. NEC

## VM

## LightVM

Xen

unikernel

Linux

LightVM

unikernel

4ms

Linux

fork/exec

1ms

Docker

150ms

MEC

ClickOSunikernel

8000

64 AMD

10ms

LightVM

cell

JITSU

CDN

TLS

AWS Lambda

Micropython

unikernel

Python

1.3ms

800



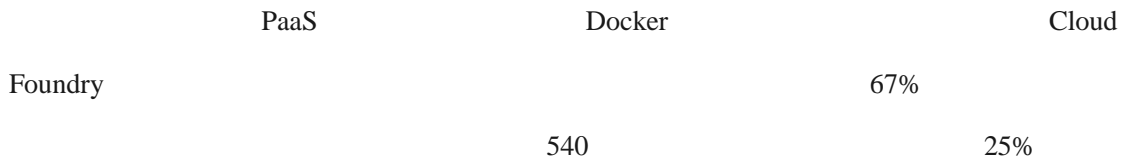
Kubernetes  
Kubernetes  
Kubernetes PaaS IBM Cloud Private  
Elasticsearch Kibana Grafana

**4.**

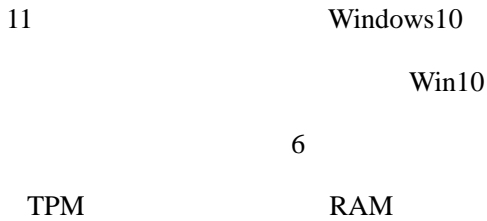
Worldwide Public Cloud Services Revenue, Market Share, and Year-over-Year Growth, 1H17 (revenues in US\$ millions)

Segment	1H17 Revenue	1H17 Market Share	1H16 Revenue	1H16 Market Share	Year-over-Year Growth
IaaS	\$11,236	17.8%	\$8,138	16.6%	38.1%
PaaS	\$8,567	13.6%	\$6,792	11.5%	26.2%
SaaS	\$43,400	68.2%	\$33,340	71.8%	22.3%
Other	\$1,200	1.9%	\$1,500	3.1%	-13.3%


Source: IDC Worldwide Quarterly Public Cloud Services Tracker, 1H17



## 1. Windows 10



## 2. Tick



### 3. Chrome

Chrome  
URL  
2018 1 Chrome 64  
iframe iframe iframe  
JS Chrome  
tab-under Tab-under  
web URL  
tab-under Chrome  
tab-under Abusive  
Experiences Report  
UI

### 4. GitHub

GitHub  
GitHub  
JavaScript Ruby  
Python  
repo GitHub repo  
GitHub

### 5. Gladius

Gladius  
DDoS  
DDoS  
DDoS



**2.**

**2.1 NeuVector 700 A**

11 7 NeuVector HWVP Hummer Winblad Venture Partners NewGen Capital  
700 A NeuVector 7  
NeuVector

**2.2 Treasury Intelligence Solutions 1200 C**

11 9 Treasury Intelligence Solutions